


# Tic Tac Toe Reading Logs

Includes

By: Brandi  
Success in Second Grade





# Contents:

Contains 5 different reading logs for students to use as a fun, alternative way to respond to their reading. Some items require students to turn in work; others do not. For those spaces, I have put in a place for parents to initial that the work was completed.

Includes

Each log has different topics. Students are to choose 3 different boxes that form a tic tac toe.

I assign this on Monday and collect it on Friday along with any work that needs to be turned in.

# Tic-Tac-Toe reading LOG 1

Directions: Choose 3 activities to complete based on your weekly reading. The 3 activities you choose must be in a row across, down, or diagonally. Circle your 3 choices. Make sure you write your name and the title of your book. Return this sheet with your 3 activities.

Name \_\_\_\_\_

Book Title: \_\_\_\_\_

Draw a picture of the main character. Write 3 sentences describing the main character

Read out loud using a funny voice.

Write a song about one of the events in the story.

PARENT INITIALS: \_\_\_\_\_

Write a poem about 2 main events in the story.

Make a poster that shows the events of the story in order.

Echo read with a grown up

PARENT INITIALS: \_\_\_\_\_

Draw a picture that illustrates the setting in the story.

Tell a family member what your favorite part of the book was.

Act out the main events in the book you read.

PARENT INITIALS: \_\_\_\_\_

PARENT INITIALS: \_\_\_\_\_

# Tic-Tac-Toe reading LOG 2

Directions: Choose 3 activities to complete based on your weekly reading. The 3 activities you choose must be in a row across, down, or diagonally. Circle your 3 choices. Make sure you write your name and the title of your book. Return this sheet with your 3 activities.

Name \_\_\_\_\_

Book Title: \_\_\_\_\_

Record yourself reading your book.

Find 5 interesting words from your reading. Write a sentence using each of the words.

Draw a picture of the beginning, middle, and end of your book.

PARENT INITIALS: \_\_\_\_\_

Draw and color a new book cover for the book. Include an important scene from the story.

Write a different ending for your story. Make sure it makes sense.

Read out loud to your stuffed animals, toys, or sibling.

PARENT INITIALS: \_\_\_\_\_

Which character would you like to meet and why?

Could your story happen in real life? Explain

Read outside.

PARENT INITIALS: \_\_\_\_\_

# Tic-Tac-Toe reading LOG 3

Directions: Choose 3 activities to complete based on your weekly reading. The 3 activities you choose must be in a row across, down, or diagonally. Circle your 3 choices. Make sure you write your name and the title of your book. Return this sheet with your 3 activities.

Name \_\_\_\_\_

Book Title: \_\_\_\_\_

Make a hand poem.  
Trace your hand. Write  
the name of a  
character on the hand  
Write 5 things about  
that character on the  
fingers.

Take turns reading a  
page out loud then  
having a grown up  
read the next page  
out loud.

PARENT INITIALS: \_\_\_\_\_

Which character  
would make a good  
friend? Explain  
why.

Draw a picture of your  
favorite part of the  
book. Tell why it is  
your favorite.

Draw a picture of  
the most important  
part of the story.

Give 1 clue that  
helps you know  
where the story  
takes place and 1  
clue that helps you  
know when it  
happened.

Write a letter to one  
of the characters in  
the story.

Why did the author  
write this book?

Make a timeline of  
the important  
events in your  
book.

# Tic-Tac-Toe reading LOG 4

Directions: Choose 3 activities to complete based on your weekly reading. The 3 activities you choose must be in a row across, down, or diagonally. Circle your 3 choices. Make sure you write your name and the title of your book. Return this sheet with your 3 activities.

Name \_\_\_\_\_

Book Title: \_\_\_\_\_

What is the main idea of your book?	If you could ask the main character 1 question what would it be?	Is this book fiction or nonfiction? How do you know?
Choose 10 important words from your book and break them into syllables.	Read out loud with lots of expression.  PARENT INITIALS: _____	Make a Venn Diagram comparing 2 characters.
Think of another title for the book. Why would this be a good title.?	Is the main character nice or mean? Explain how you know.	Write 1 question you still have after reading.



# Tic-Tac-Toe reading LOG 5

Directions: Choose 3 activities to complete based on your weekly reading. The 3 activities you choose must be in a row across, down, or diagonally. Circle your 3 choices. Make sure you write your name and the title of your book. Return this sheet with your 3 activities.

Name \_\_\_\_\_

Book Title: \_\_\_\_\_

Use a Venn Diagram to compare yourself to one of the characters. How are you similar and different?

Draw a picture of how the book made you feel. Why did you feel this way?

Think about what you read. Finish this sentence in 3 ways:

I think...

Think of 1 thing you would change in the book. Tell what you would change and why.

Think of a song the main character would sing. Why would he or she sing that song?

Create a book review. Would you recommend this book? Why or why not?



Pick your favorite scene from the book. Act it out.

Choose 5 words from your book and write a synonym and antonym for each word.

Think of a different ending for your book. Draw a picture of your new ending.

PARENT INITIALS: \_\_\_\_\_

# Credits:





# Thank you!

Thank you for  
purchasing this  
product. For more  
resources please visit  
my blog:

[Success in Second  
Grade](#)

And TpT store:

[Success in Second  
GradeTpT](#)

