


I CAN READ!

color words



how to use:

Sentences with Picture Clues

Students practice reading the focus word first. The dots are a reminder to touch each word.

Students choose their favorite sentence, write it on the line and illustrate a picture to match.

Name: _____ I Can Read!

Touch and read the word:

red red red red red

Find and highlight the word. Then, read each sentence:

That is a red apple.	That is a red cap.
That is a red bird.	That is a red dress.

Rewrite your favorite sentence:

Illustrate your favorite sentence:

Color a kid every time you read the sentence.

1st Read 2nd Read 3rd Read

©Miss Kindergarten

Students will find and highlight the focus word in each sentence. They can also use a different color to highlight other sight words. The picture clues help students to focus on reading the sight words and not on decoding the words.

To practice reading fluently, students will read each sentence 3 times, and color one kid after each read.

If you are running low on paper copies, you can print out a few class sets of the following pages and place them in a plastic page protector. This way, your students can use a dry-erase marker to underline each word, practice reading their sight words and sentences, and erase the page when they are done!

Name: _____

I Can Read!

Touch and read the word:


red red red red red

Find and highlight the word. Then, read each sentence:


That is a red
apple.



That is a red
cap.



That is a red
bird.




That is a red
dress.



Rewrite your favorite sentence:

Illustrate your favorite sentence:

Color a kid every time
you read the sentences:



Name: _____


I Can Read!

Touch and read the word:


orange orange orange orange

Find and highlight the word. Then, read each sentence:


I see an orange
bug.



I see an orange
cat.



I see an orange
leaf.




I see an orange
cup.



Rewrite your favorite sentence:

Illustrate your favorite sentence:

Color a kid every time
you read the sentences:



Name: _____

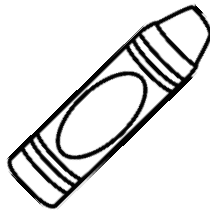
I Can Read!

Touch and read the word:

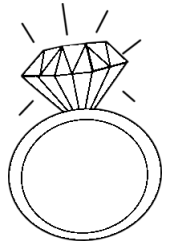
yellow yellow yellow yellow

Find and highlight the word. Then, read each sentence:

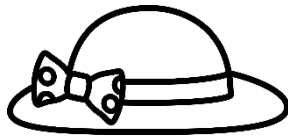
She has a yellow
crayon.



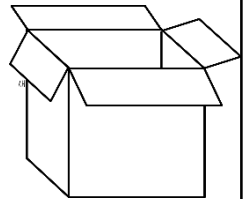
She has a yellow
ring.



She has a yellow
hat.




She has a yellow
box.



Rewrite your favorite sentence:

Illustrate your favorite sentence:

Color a kid every time
you read the sentences:



Name: _____

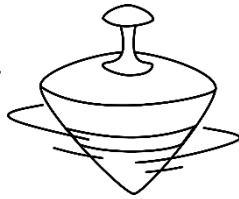
I Can Read!

Touch and read the word:


green green green green green

Find and highlight the word. Then, read each sentence:


Look at the
green top.




Look at the
green shirt.



Look at the
green frog.




Look at the
green grapes.



Rewrite your favorite sentence:

Illustrate your favorite sentence:

Color a kid every time
you read the sentences:



Name: _____

I Can Read!

Touch and read the word:


blue blue blue blue blue

Find and highlight the word. Then, read each sentence:

He has a blue
car.




He has a blue
book.



He has a blue
shoe.




He has a blue
whale.



Rewrite your favorite sentence:

Illustrate your favorite sentence:

Color a kid every time
you read the sentences:



Name: _____


I Can Read!

Touch and read the word:


purple purple purple purple

Find and highlight the word. Then, read each sentence:


We got two purple
scissors.




We got two purple
plums.



We got two purple
popsicles.




We got two purple
shirts.



Rewrite your favorite sentence:

Illustrate your favorite sentence:

Color a kid every time
you read the sentences:



Name: _____

I Can Read!

Touch and read the word:

pink

pink

pink

pink


pink

Find and highlight the word. Then, read each sentence:

I have a pink
flower.




I have a pink
sock.



I have a pink
cake.




I have a pink
balloon.



Rewrite your favorite sentence:

Illustrate your favorite sentence:

Color a kid every time
you read the sentences:



Name: _____


I Can Read!

Touch and read the word:


black black black black black

Find and highlight the word. Then, read each sentence:


Did you see the
black bug?



Did you see the
black dog?



Did you see the
black cat?




Did you see the
black bat?



Rewrite your favorite sentence:

Illustrate your favorite sentence:

Color a kid every time
you read the sentences:



Name: _____

I Can Read!

Touch and read the word:

white white white white white

Find and highlight the word. Then, read each sentence:

You can have a
white
backpack.



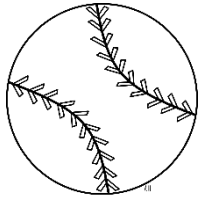
You can have a
white
snowman.



You can have a
white
cupcake.




You can have a
white
baseball.



Rewrite your favorite sentence:

Illustrate your favorite sentence:

Color a kid every time
you read the sentences:



Name: _____

I Can Read!

Touch and read the word:

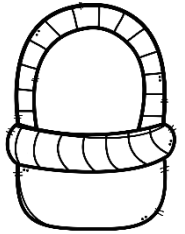
brown brown brown brown

Find and highlight the word. Then, read each sentence:


It is his brown
log.



It is his brown
basket.



It is his brown
monkey.




It is his brown
bag.



Rewrite your favorite sentence:

Illustrate your favorite sentence:

Color a kid every time
you read the sentences:



Name: _____

I Can Read!

Touch and read the word:

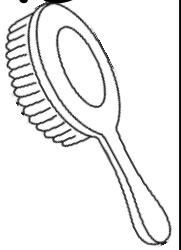
gray gray gray gray gray

Find and highlight the word. Then, read each sentence:


I can find the
gray dog.



I can find the
gray brush.



I can find the
gray rocket.




I can find the
gray rock.



Rewrite your favorite sentence:

Illustrate your favorite sentence:

Color a kid every time
you read the sentences:



Name: _____

I Can Read!

Touch and read the word:

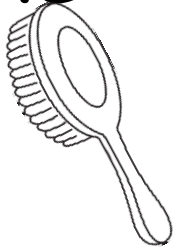
grey grey grey grey grey

Find and highlight the word. Then, read each sentence:


I can find the
grey dog.



I can find the
grey brush.



I can find the
grey rocket.




I can find the
grey rock.



Rewrite your favorite sentence:

Illustrate your favorite sentence:

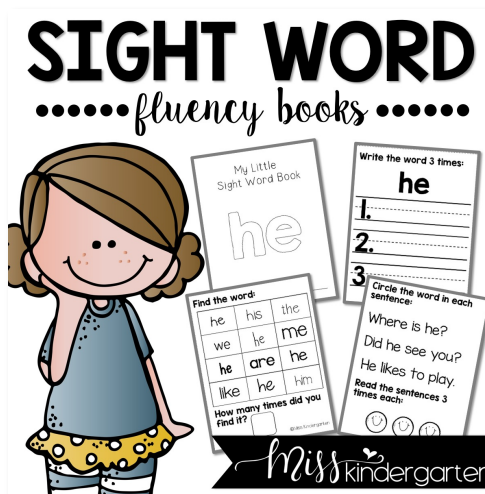

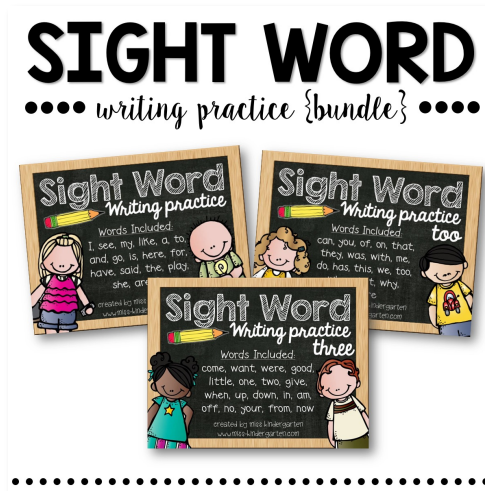

Color a kid every time
you read the sentences:



FIND MORE!



I hope you enjoy this color word freebie in your classroom!
You can find more sight word practice in my store by
clicking on the pictures below!



THANK YOU



Thank you for downloading this resource! I hope you enjoy using and implementing it in your own classroom. If you have any questions or see an error, please email me at info@misskindergarten.com. Be sure to follow my [TpT store](#) to receive updates and **NEW** product notices! I love connecting with other teachers. Click any icon below to reach me.



TERMS OF USE



- ♥ Every page of this resource is copyrighted. You may not recreate anything to sell or share based on this packet.
- ♥ This packet is for one teacher use only. Do not share with colleagues. If they like the packet, please send them to my TpT store.
- ♥ You are permitted to share the cover image of this packet on your blog or via social media as long as you link back to my blog post showcasing the product or the product link on TpT.

FONTS & GRAPHICS

