



Photographing Artwork

With your
smartphone!

Yes!




Photograph the art from
overhead in natural light

Art print by [Elizabeth Lang](#)

Things to Avoid



Photographing the
artwork in low light or
warm yellow light





Taking a photo from a
tilted perspective;
Casting a shadow on
the artwork





Editing Photos of Artwork

Thinking your photo needs some adjustments? Photos usually do, even ones taken by the pros! Use a photo editing app on your phone or your computer to make any edits. The options you'll likely use most frequently are warmth, exposure, contrast, and brightness.



Hope this helps you take
your photos to the next
level!